



DATA AGRO LIMITED

**Condensed Interim Financial Statements
Half Yearly Period Ended December 31, 2024
'(Un-Audited)
www.dataagrolimited.com**

Company Information

Chairman	Mr. Salim Husain		
Chief Executive	Mr. Faaiz Rahim Khan		
Board of Directors	Mr. Salim Husain		Non-Executive Director
	Mr. Faaiz Rahim Khan		Executive Director
	Mr. Saad Rahim Khan		Executive Director
	Mr. Anwar Ul Haq		Executive Director
	Mrs. Saman Ghazi Khan		Non-Executive Director
	Mr. Shahzad Ullah Khan		Independent Director
	Mr. Tariq Mahmood Hassan Butt		Independent Director
Chief Financial Officer	Mr. Muhammad Azam		
Company Secretary	Mr. Suhail Mehmood		
Nomination Committee	Mrs. Saman Ghazi Khan	-	Chairman
	Mr. Saad Rahim Khan	-	Member
	Mr. Shahzad Ullah Khan	-	Member
Audit Committee	Mr. Tariq Mahmood Hassan Butt-		Chairman
	Mr. Salim Husain	-	Member
	Mr. Saad Rahim Khan	-	Member
HR & Remuneration Committee	Mr. Saad Rahim Khan	-	Chairman
	Mr. Tariq Mahmood Hassan But-		Member
	Mrs. Saman Ghazi Khan	-	Member
Risk Management Committee	Mr. Saad Rahim Khan	-	Chairman
	Mr. Salim Husain	-	Member
	Mr. Shahzad Ullah Khan	-	Member
Auditors	Kreston Hyder Bhimji & Co., Chartered Accountants Office No. 1, 2 nd Floor, Legacy Tower, Kohinoor City, Faisalabad		
Banker’s	National Bank of Pakistan	Dubai Islamic Bank of Pakistan	
	Habib Bank Limited	Meezan Bank Limited	
	Askari Bank Limited	The Bank of Punjab	
	MCB Bank Limited	United Bank Limited	
Legal Advisor	Ashtar Ali & Co. (Advocate and Corporate Consultants)		
Share Registrar	Hameed Majeed Associates (Private) Limited H.M. House, 7-Bank Square, Lahore		
Registered Office	Suite 5, The Polo Residence, Opposite Allama Iqbal International Airpor, Adjacent Sector-A, Phase-8, DHA, Lahore.		
Website	www.dataagro limited.com		

DATA AGRO LIMITED

DIRECTORS' REPORT

Dear Shareholders,

On behalf of the Board of Directors, I am pleased to present the Directors' Report along with the un-audited condensed interim financial statements of Data Agro Limited for the 2nd quarter period ended December 31, 2024.

Financial Performance

During the period under review, the company faced challenges in maintaining its revenue growth. The key financial highlights are as follows:

	Dc.-2024	Dec.-2023
	-Rupees in thousands-	
Sales	186.453	191.139
Gross profit	27.394	21.145
Net profit/(loss)	(22.636)	(16.774)
Earning/loss per share	(5.66)	(4.19)

The results for the last six months show a net loss of Rs. 22.636 million (Dec. 2023: loss Rs.16.774 million). Sales for the period were Rs. 186.453 million (Dec. 2023: Rs. 191.139 million).

The reason for this loss is that overall agri industry is under heavy pressure. The collapse of price of the wheat crop has had a detrimental effect on both market sentiment and liquidity of the sector.

In addition we have had to incur heavy financial charges on stock held. However, we feel sale of this stock will pay dividends in the coming months.

Challenges and Outlook

The company has faced increased operational costs, inflationary pressures, and high financial costs, which have affected profitability. However, we remain optimistic and are actively implementing cost-saving initiatives, improving operational efficiency, and exploring new revenue streams to counteract these challenges.

Looking ahead, we aim to

- Strengthen our market presence through innovation and product diversification.
- Optimize production processes to improve margins.
- Manage financial costs effectively through restructuring and finding alternative financing options.

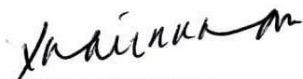
Dividend

In view of the losses incurred during the period, the Board of Directors has decided not to declare any dividend for the 2nd quarter and period ended December 31, 2024.


Acknowledgment

The Board appreciates the continued trust and support of our valued shareholders, employees, customers, and business partners. We remain committed to navigating challenges and to work towards sustainable growth.

On behalf of the Board of Directors,



Faaiz Rahim Khan
Chief Executive
February 26, 2025



Saad Rahim Khan
Director

ڈائریکٹرز رپورٹ

محترم شیئر ہولڈرز،

بورڈ آف ڈائریکٹرز کی جانب سے، مجھے یہ رپورٹ اور 31 دسمبر 2024 کو ختم ہونے والی دوسری سہ ماہی کے لیے غیر آڈٹ شدہ عبوری مالیاتی گوشوارے پیش کرتے ہوئے خوشی ہو رہی ہے۔

مالیاتی کارکردگی

زیر جائزہ مدت کے دوران، کمپنی کو اپنی آمدنی میں استحکام برقرار رکھنے میں مشکلات کا سامنا رہا۔ مالیاتی کارکردگی کے کلیدی نکات درج ذیل ہیں

تفصیلات	دسمبر 2024	دسمبر 2023
سیلز	ملین 186.453	ملین 191.139
مجموعی منافع	ملین 27.394	ملین 21.145
خالص نقصان	ملین (22.636)	ملین (16.774)
فی شیئر نقصان	ملین (5.66)	ملین (4.19)

گزشتہ چھ ماہ کے نتائج کے مطابق کمپنی کو 22.636 ملین روپے کا خالص نقصان ہوا ہے، جبکہ دسمبر 2023 میں یہ نقصان 16.774 ملین روپے تھا۔ اس مدت کے دوران فروخت 186.453 ملین روپے رہیں، جو گزشتہ سال اسی مدت میں 191.139 ملین روپے تھیں۔

اس نقصان کی بنیادی وجہ زرعی صنعت پر پڑنے والا بھاری دباؤ ہے جس کی بنیادی وجہ گندم کی قیمتوں میں شدید گراوٹ ہے جس نے مارکیٹ کے رجحان اور اس شعبے میں لیکویڈیٹی (نقدی کی دستیابی) کو منفی طور پر متاثر کیا ہے۔ اس کے علاوہ، کمپنی کو ذخیرہ شدہ اسٹاک پر بھاری مالی اخراجات بھی برداشت کرنے پڑے، تاہم ہمیں توقع ہے کہ مستقبل میں اس اسٹاک کی فروخت سے فائدہ حاصل ہوگا۔

چیلنجز اور مستقبل کی حکمت عملی

کمپنی کو بڑھتے ہوئے آپریشنل اخراجات، مہنگائی کے دباؤ اور زیادہ مالی لاگت کا سامنا ہے، جس کی وجہ سے منافعیت متاثر ہوئی ہے تاہم، ہم پر امید ہیں اور ان چیلنجز کا مقابلہ کرنے کے لیے درج ذیل اقدامات کر رہے ہیں۔ مارکیٹ میں اپنی پوزیشن مضبوط بنانے کے لیے جدید اور متنوع مصنوعات متعارف کروا رہے ہیں۔ پیداوار کے عمل کو بہتر بنا کر منافع کے مارجن کو بڑھانے پر توجہ دے رہے ہیں۔

مالی اخراجات کو منظم کرنے کے لیے مالیاتی ڈھانچے کی اصلاح اور متبادل مالی وسائل تلاش کر رہے ہیں۔

ڈیویڈنڈ (منافع)

زیر جائزہ مدت میں ہونے والے نقصانات کے باعث، بورڈ آف ڈائریکٹرز نے فیصلہ کیا ہے کہ 31 دسمبر 2024 کو ختم ہونے والی دوسری سہ ماہی کے لیے کوئی ڈیویڈنڈ (منافع) تقسیم نہیں کیا جائے گا۔

اظہار تشکر

منجانب بورڈ آف ڈائریکٹرز کمپنی کے معزز شیئر ہولڈرز، ملازمین، صارفین، اور کاروباری شراکت داروں کے اعتماد اور تعاون کو قدر کی نگاہ سے دیکھتا ہے۔ ہم درپیش چیلنجز کا مقابلہ کرتے ہوئے پائیدار ترقی کے لیے اپنی کوششیں جاری رکھیں گے۔

منجانب بورڈ آف ڈائریکٹرز

SAM KHAN

سعد رحیم خان (ڈائریکٹر)

Sam Khan

فائز رحیم خان (چیف ایگزیکٹو)

26 فروری 2025

INDEPENDENT AUDITORS' REVIEW REPORT

TO THE MEMBERS OF DATA AGRO LIMITED REPORT ON REVIEW OF CONDENSED INTERIM FINANCIAL STATEMENTS

Introduction

We have reviewed the accompanying condensed interim statement of financial position of **Data Agro Limited** ("the Company") as at December 31, 2024 and the related condensed interim statement of profit or loss, the condensed interim statement of comprehensive income, the condensed interim statement of changes in equity, the condensed interim statement of cash flows, and notes to the condensed interim financial statements for the six-month period then ended (here-in-after referred to as the condensed interim financial statements). Management is responsible for the preparation and presentation of these condensed interim financial statements in accordance with accounting and reporting standards as applicable in Pakistan for interim financial reporting. Our responsibility is to express a conclusion on these financial statements based on our review.

The figures of the condensed interim statement of profit or loss and the condensed interim statement of comprehensive income for the quarters ended December 31, 2024 and 2023 have not been reviewed, as we are required to review only the cumulative figures for the half year ended December 31, 2024.

Scope of review


We conducted our review in accordance with the International Standard on Review Engagements 2410, "Review of Interim Financial Information Performed by the Independent Auditor of the Entity". A review of interim financial statements consists of making inquiries, primarily of persons responsible for financial and accounting matters, and applying analytical and other review procedures. A review is substantially less in scope than an audit conducted in accordance with International Standards on Auditing and consequently does not enable us to obtain assurance that we would become aware of all significant matters that might be identified in an audit. Accordingly, we do not express an audit opinion.

Conclusion

Based on our review, nothing has come to our attention that causes us to believe that the accompanying condensed interim financial statements are not prepared, in all material respects, in accordance with the approved accounting standards as applicable in Pakistan for interim financial reporting.

The engagement partner on the review resulting in this independent auditors' report is Khan Muhammad - FCA.

PLACE: FAISALABAD
DATE: February 26, 2025
UDIN: RR202410199LDFtZfxVg



Kreston Hyder Bhimji
KRESTON HYDER BHIMJI & CO.
CHARTERED ACCOUNTANTS

DATA AGRO LIMITED
CONDENSED INTERIM STATEMENT OF FINANCIAL POSITION (UN-AUDITED)
AS AT DECEMBER 31, 2024

		Un-audited December 31, 2024	Audited June 30, 2024
	Note	Rupees	Rupees
ASSETS			
NON CURRENT ASSETS			
Property, plant and equipment	5	219,929,536	117,129,144
Long term deposits		705,850	705,850
		220,635,386	117,834,994
CURRENT ASSETS			
Stores and spares		7,105,280	5,646,874
Stock in trade		195,342,486	274,963,053
Trade debts	6	139,635,385	96,305,848
Advances and deposit		38,102,782	8,082,338
Tax refunds due from the Government		-	201,649
Cash and bank balances		42,105,179	9,050,343
		422,291,112	394,250,105
TOTAL ASSETS		642,926,498	512,085,099
EQUITY AND LIABILITIES			
SHARE CAPITAL AND RESERVES			
Authorized share capital 5,000,000 ordinary shares of Rs. 10 each		50,000,000	50,000,000
Issued, subscribed and paid up share capital	7	40,000,000	40,000,000
Unappropriated profit		67,246,967	89,750,797
Loan from chief executive officer		24,378,943	24,378,943
Surplus on revaluation of property, plant and equipment	8	148,080,705	67,923,678
		279,706,615	222,053,418
NON CURRENT LIABILITIES			
Deferred liabilities		57,364,781	30,649,732
CURRENT LIABILITIES			
Trade and other payables		22,479,986	11,995,703
Contract liabilities		247,870	2,667,028
Accrued markup		8,299,070	13,730,366
Short term borrowings		272,660,408	228,421,406
Provision for taxation		2,167,767	2,567,446
		305,855,102	259,381,949
CONTINGENCIES AND COMMITMENTS	9	-	-
TOTAL EQUITY AND LIABILITIES		642,926,498	512,085,099

The annexed notes form an integral part of these financial statements.


CHIEF EXECUTIVE


CHIEF FINANCIAL OFFICER


DIRECTOR

DATA AGRO LIMITED
CONDENSED INTERIM STATEMENT OF PROFIT OR LOSS (UN-AUDITED)
FOR THE QUARTER AND HALF YEAR ENDED DECEMBER 31, 2024

	Note	Quarter Ended		Half Year Ended	
		December 31, 2024	December 31, 2023	December 31, 2024	December 31, 2023
		Rupees	Rupees	Rupees	Rupees
Revenue - net		98,932,672	127,357,921	186,453,065	191,139,829
Cost of sales	10	(91,902,257)	(125,053,331)	(159,058,435)	(169,993,982)
Gross profit		7,030,415	2,304,590	27,394,630	21,145,847
Operating expenses					
Distribution cost		(3,645,606)	(3,800,396)	(7,163,609)	(6,566,141)
Administrative expenses		(8,561,686)	(5,887,072)	(15,929,105)	(10,945,681)
Other operating expenses		(222,259)	-	(222,259)	-
		(12,429,551)	(9,687,468)	(23,314,973)	(17,511,822)
(Loss)/profit from operations		(5,399,136)	(7,382,878)	4,079,657	3,634,025
Finance cost		(10,343,800)	(11,787,254)	(25,164,309)	(19,796,126)
Other income		-	1,367,188	-	1,777,042
Loss before levy and income tax		(15,742,936)	(17,802,944)	(21,084,652)	(14,385,059)
Levy		(1,024,991)	(1,398,061)	(2,330,663)	(2,389,248)
Loss before income tax		(16,767,927)	(19,201,005)	(23,415,315)	(16,774,307)
Income tax		778,989	-	778,989	-
Loss for the period		(15,988,938)	(19,201,005)	(22,636,326)	(16,774,307)
Loss per share - basic and diluted		(4.00)	(4.80)	(5.66)	(4.19)

The annexed notes form an integral part of these financial statements.


CHIEF EXECUTIVE


CHIEF FINANCIAL OFFICER


DIRECTOR

DATA AGRO LIMITED
CONDENSED INTERIM STATEMENT OF COMPREHENSIVE INCOME (UN-AUDITED)
FOR THE QUARTER AND HALF YEAR ENDED DECEMBER 31, 2024

	Quarter Ended		Half Year Ended	
	December 31, 2024	December 31, 2023	December 31, 2024	December 31, 2023
	Rupees	Rupees	Rupees	Rupees
Loss for the period	(15,988,938)	(19,201,005)	(22,636,326)	(16,774,307)
Other comprehensive income/(loss):				
Items that will not be reclassified subsequently to statement of profit or loss:				
Remeasurement of employees retirement benefit	(2,827,012)	-	(2,827,012)	-
Related deferred tax	819,833	-	819,833	-
	(2,007,179)	-	(2,007,179)	-
Surplus arise on revaluation of property, plant and equipment	105,540,693	-	105,540,693	-
Related deferred tax	(23,243,991)	-	(23,243,991)	-
	82,296,702	-	82,296,702	-
Total comprehensive income/(loss) for the period	64,300,585	(19,201,005)	57,653,197	(16,774,307)

The annexed notes form an integral part of these financial statements.


CHIEF EXECUTIVE


CHIEF FINANCIAL OFFICER


DIRECTOR

DATA AGRO LIMITED
CONDENSED INTERIM STATEMENT OF CHANGES IN EQUITY (UN-AUDITED)
FOR THE HALF YEAR ENDED DECEMBER 31, 2024

	Share capital	Loan from chief executive officer	Unappropriated profit	Surplus on revaluation of property, plant and equipment	Total
	[R u p e e s]				
Balance as at July 01, 2023	40,000,000	24,378,943	76,034,320	72,678,510	213,091,773
Loss for the period	-	-	(16,774,307)	-	(16,774,307)
Other comprehensive income for the year	-	-	-	-	-
Total comprehensive loss for the period	-	-	(16,774,307)	-	(16,774,307)
Incremental depreciation on revalued property, plant and equipment	-	-	2,594,417	(2,594,417)	-
Related deferred tax on incremental depreciation	-	-	-	-	-
	-	-	2,594,417	(2,594,417)	-
Balance as at December 31, 2023	<u>40,000,000</u>	<u>24,378,943</u>	<u>61,854,430</u>	<u>70,084,093</u>	<u>196,317,466</u>
Balance as at July 1, 2024	40,000,000	24,378,943	89,750,797	67,923,678	222,053,418
Loss for the period	-	-	(22,636,326)	-	(22,636,326)
Other comprehensive loss for the period	-	-	(2,007,179)	-	(2,007,179)
Total comprehensive loss for the period	-	-	(24,643,505)	-	(24,643,505)
Surplus arise on revaluation of property, plant and equipment	-	-	-	105,540,693	105,540,693
Related deferred tax	-	-	-	(23,243,991)	(23,243,991)
	-	-	-	82,296,702	82,296,702
Incremental depreciation on revalued property, plant and equipment	-	-	2,958,952	(2,958,952)	-
Related deferred tax on incremental depreciation	-	-	(819,277)	819,277	-
	-	-	2,139,675	(2,139,675)	-
Balance as at December 31, 2024	<u>40,000,000</u>	<u>24,378,943</u>	<u>67,246,967</u>	<u>148,080,705</u>	<u>279,706,615</u>

The annexed notes form an integral part of these financial statements.


CHIEF EXECUTIVE


CHIEF FINANCIAL OFFICER


DIRECTOR

DATA AGRO LIMITED
CONDENSED INTERIM STATEMENT OF CASH FLOWS (UN-AUDITED)
FOR THE HALF YEAR ENDED DECEMBER 31, 2024

	Note	Half Year Ended	
		December 31, 2024	December 31, 2023
		Rupees	Rupees
a) CASH FLOWS FROM OPERATING ACTIVITIES			
Loss before levy and income tax		(21,084,652)	(14,385,059)
Adjustments for non cash and other items:			
Depreciation on operating fixed asset		5,186,046	4,695,543
Gain on disposal of operating fixed asset		-	(1,317,957)
Finance cost		25,164,309	19,796,126
Balance written off		201,649	-
Staff retirement gratuity		2,242,868	2,060,108
Operating cash flows before working capital changes		11,710,220	10,848,761
Changes in working capital			
(Increase)/decrease in current assets			
Stores and spares		(1,458,406)	(7,280,787)
Stock in trade		79,620,567	(60,370,725)
Trade debts		(43,329,537)	1,031,803
Advances and deposit		(30,020,444)	(15,632,737)
Increase/(decrease) in current liabilities			
Trade and other payables		10,471,869	3,448,646
Contract liabilities		(2,419,158)	(1,088,577)
		12,864,891	(79,892,377)
Cash generated from/(used in) operations		24,575,111	(69,043,616)
Finance cost paid		(30,583,190)	(15,564,339)
Workers' profit participation fund paid		-	(679,957)
Workers' welfare fund paid		-	(341,077)
Income tax and levy paid		(2,730,342)	(5,188,773)
Net cash used in operating activities		(8,738,421)	(90,817,762)
b) CASH FLOWS FROM INVESTING ACTIVITIES			
Addition in property, plant and equipment		(2,445,745)	(4,884,000)
Proceeds from disposal of property, plant and equipment		-	1,400,000
Net cash used in investing activities		(2,445,745)	(3,484,000)
c) CASH FLOWS FROM FINANCING ACTIVITIES			
Short term borrowings		44,239,002	127,816,375
Net cash generated from financing activities		44,239,002	127,816,375
Net increase in cash and cash equivalents	(a+b+c)	33,054,836	33,514,613
Cash and cash equivalents at the beginning of the period		9,050,343	9,825,785
Cash and cash equivalents at the end of the period		42,105,179	43,340,398

The annexed notes form an integral part of these financial statements.


CHIEF EXECUTIVE


CHIEF FINANCIAL OFFICER


DIRECTOR

DATA AGRO LIMITED

NOTES TO THE CONDENSED INTERIM FINANCIAL STATEMENTS FOR THE HALF YEAR ENDED DECEMBER 31, 2024

1. LEGAL STATUS AND OPERATIONS

Data Agro Limited ("the Company") was initially incorporated as a private limited company in Pakistan under the repealed Companies Ordinance, 1984 (now the Companies Act, 2017) on November 10, 1992. The Company was converted into public limited company on March 06, 1994 and is listed on Pakistan Stock Exchange limited. The principal business activity of the Company is to carry on business of production, processing, ginning, harvesting, threshing, hybridization, activation, germination, delinting, fumigation, pest protection, coating, sorting or grading of all varieties of seeds, grains, dried leguminous and all agricultural crops. The registered office of the Company is Situated at The Polo Residence, opposite Allama Iqbal International Airport, adjacent sector A, phase 8, DHA, Lahore and principal place of business is Situated at 8-Km Khanewal road, Kabirwala.

2. BASIS OF PREPARATION

These condensed interim financial statements have been prepared in accordance with the accounting and reporting standards as applicable in Pakistan for interim financial reporting. The accounting and reporting standards as applicable in Pakistan for interim financial reporting comprise of:

- International Accounting Standard ('IAS') 34, 'Interim Financial Reporting', issued by International Accounting Standards Board ('IASB') as notified under the Companies Act, 2017, and
- Provisions of and directives issued under the Companies Act, 2017.

Where provisions of and directives issued under the Companies Act, 2017 differ with the requirements of IAS 34, the provisions of and directives issued under the Companies Act, 2017 have been followed.

These condensed interim financial statements have been subjected to limited scope review by the auditors, as required under section 237 of Companies Act, 2017. These condensed interim financial statements do not include all the information as required in annual financial statements prepared in accordance with approved accounting standards as applicable in Pakistan, and should therefore be read in conjunction with the financial statements for the year ended June 30, 2024.

3. CRITICAL ACCOUNTING ESTIMATES AND JUDGMENTS

The preparation of condensed interim financial statements requires management to make judgments, estimates and assumptions that affect the application of accounting policies and the reported amounts of assets and liabilities, income and expenses. The estimates and associated assumptions are based on historical experience and various other factors that are believed to be reasonable under the circumstances, the results of which form the basis of making the judgments about carrying values of assets and liabilities that are not readily apparent from other sources. Actual results may differ from these estimates.

In preparing these condensed interim financial statements, the significant judgments made by the management in applying accounting policies and the key sources of estimates were the same as those applied to the annual financial statements of the Company for the year ended June 30, 2024.

4. MATERIAL ACCOUNTING POLICY INFORMATION

The material accounting policies and the methods of computation adopted in the preparation of these condensed interim financial statements are the same as those applied in the preparation of annual financial statements of the Company for the year ended June 30, 2024.

		Un-audited December 31, 2024	Audited June 30, 2024
		Rupees	Rupees
5. PROPERTY, PLANT AND EQUIPMENT			
Operating fixed assets	5.1	219,929,536	108,630,944
Capital work in progress	5.2	-	8,498,200
		219,929,536	117,129,144
5.1 Operating fixed assets			
Cost			
Opening balance	5.1.1	320,421,173	310,235,378
Additions during the period/year		10,943,945	11,281,795
Surplus arised during the year		105,540,693	-
Elimination due to revaluation		(196,833,548)	-
Disposals during the period/year		-	(1,096,000)
Closing balance		240,072,263	320,421,173
Accumulated depreciation			
Opening balance		211,790,229	203,229,177
Depreciation for the period/year		5,186,046	9,575,067
Elimination due to revaluation		(196,833,548)	-
Disposal Adjustment		-	(1,014,015)
Closing balance		20,142,727	211,790,229
Written down value		219,929,536	108,630,944
5.1.1 Additions during the period/year			
Buildings on freehold land		-	550,510
Plant and machinery		-	415,000
Electric installations		10,235,040	-
Furniture and fixtures		-	14,000
Agriculture equipment		708,905	-
Vehicles		-	10,302,285
		10,943,945	11,281,795
5.2 Capital work in progress			
Electric installations		-	8,498,200
6. TRADE DEBTS			
Local - unsecured	6.1	139,890,895	96,561,358
Provision for expected credit losses		(255,510)	(255,510)
		139,635,385	96,305,848
6.1 Management considers that these debts are good and will be recovered in due course.			
7. ISSUED, SUBSCRIBED AND PAID UP SHARE CAPITAL			
Un-audited December 31, 2024	Audited June 30, 2024	Un-audited December 31, 2024	Audited June 30, 2024
Number of shares		Rupees	Rupees
4,000,000	4,000,000	40,000,000	40,000,000
Ordinary shares of Rs. 10 each fully paid in cash			
8. SURPLUS ON REVALUATION OF PROPERTY, PLANT AND EQUIPMENT			
Opening balance		84,309,218	90,884,667
Surplus on revaluation during the year		105,540,693	-
		189,849,911	90,884,667
Incremental depreciation for the year on revalued property, plant and equipment transferred to unappropriated profit		(2,958,952)	(6,575,449)
Closing balance		186,890,959	84,309,218
Less: Related deferred tax liability on:			
Opening balance		16,385,540	18,206,156
Deferred tax liability on revaluation for the year		23,243,991	-
		39,629,531	18,206,156
Incremental depreciation charged for the year		(819,277)	(1,820,616)
Closing balance		38,810,254	16,385,540
		148,080,705	67,923,678

- First revaluation of the Company's freehold land, building on freehold land and plant and machinery was carried out as on June 30, 1996 by an independent valuer M/s Haseeb Associates on the basis of depreciated replacement values.
- Second revaluation of the Company's freehold land, building on freehold land and plant and machinery was carried out on May 22, 2006 by an independent valuer M/s Mughal Associates, Multan on the basis of depreciated replacement values.
- Third revaluation of the Company's freehold land, building on freehold land and plant and machinery was carried out on June 25, 2012 by an independent valuer M/s Mughal Associates, Multan on the basis of depreciated replacement values.
- Fourth revaluation of the Company's freehold land, building on freehold land and plant and machinery was carried out on April 08, 2016 by an independent valuer M/s Mughal Associates, Multan on the basis of depreciated replacement values.
- Fifth revaluation of the Company's freehold land, building on freehold land and plant and machinery has been carried out on May 31, 2019 by an independent valuer M/s Mughal Associates, Multan on the basis of depreciated replacement values.
- Sixth revaluation of the Company's freehold land, building on freehold land and plant and machinery has been carried out on May 28, 2022 by an independent valuer M/s Mughal Associates, Multan on the basis of depreciated replacement values.
- Seventh revaluation of the Company's freehold land, building on freehold land and plant and machinery has been carried out on December 31, 2024 by an independent valuer M/s Unicorn International Surveyors, Lahore on the basis of depreciated replacement values.

The fair valuation of the revalued assets are considered to represent a level 2 valuation based on significant non-observable inputs being the location and condition of the assets. The fair value are subject to change owing to change in input. However, the management does not expect there to be a material sensitivity to the fair values arising from the non-observable inputs.

9. CONTINGENCIES AND COMMITMENTS

9.1 Contingencies

9.1.1 The deputy commissioner inland revenue passed an order under sections 161/205 of the income tax ordinance, 2001 creating a demand of Rs. 3.6 million for the tax year 2014. The Company preferred an appeal against this order before CIR(A). The proceedings are pending for adjudication. No provision against this demand has been made in these financial statements as the Company is confident of favorable outcome of its appeals.

9.2 Commitments

There are no significant commitments at the reporting date which need to be disclosed in the financial statements.

10. REVENUE - NET

	Quarter Ended		Half year Ended	
	December 31, 2024	December 31, 2023	December 31, 2024	December 31, 2023
	Rupees	Rupees	Rupees	Rupees
Local sales	102,859,708	124,136,125	198,953,147	186,911,730
Services	1,281,294	7,324,210	1,457,598	8,756,613
	104,141,002	131,460,335	200,410,745	195,668,343
Less:				
Sales discount	(5,208,330)	(4,102,414)	(13,957,680)	(4,528,514)
	98,932,672	127,357,921	186,453,065	191,139,829

11. TRANSACTIONS WITH RELATED PARTIES

The related parties include associated companies and undertakings, entities under common directorship, directors, major shareholders and key management personnel. The Company in the normal course of business carries out transactions with these related parties. Detail of transactions with related parties during the period are as follows;

Name	Relationship	Nature of transaction	Half Year Ended	
			Un-audited December 31, 2024	Un-audited December 31, 2023
			Rupees	Rupees
Mr. Faaiz Rahim Khan	Chief executive officer	Repayment of loan from chief executive officer	-	2,000,000
Key management personnel	Chief executive and directors	Remuneration and other benefits	4,320,000	4,391,400

12. SHARIAH SCREENING DISCLOSURE

Loans/advances as per Islamic mode

Short term borrowings	97,023,750	89,203,000
-----------------------	------------	------------

Shariah compliant bank deposits/bank balances

Bank balances	23,750,807	3,156,865
---------------	------------	-----------

Revenue earned from a shariah compliant business	186,453,065	362,311,518
--	-------------	-------------

Mark up on Islamic mode of financing	10,063,626	17,620,428
--------------------------------------	------------	------------

Profits or interest on any conventional loan or advance

Interest on workers' profit participation fund	12,415	62,165
Markup on short term borrowing	15,065,476	29,510,421

Relationship with shariah compliant banks

Name of institutions

Faysal Bank Limited
Meezan Bank Limited
Askari Bank Limited
Dubai Islamic Bank Limited

Relationship with institutions

Bank balance
Bank balance
Bank balance
Bank balance and short term borrowings

Disclosures other than above are not pertinent to the Company.

13. FINANCIAL RISK MANAGEMENT

13.1 Financial Risk Factors

The Company's activities expose it to a variety of financial risks: market risk (including currency risk, fair value interest rate risk, cash flow interest rate risk and price risk), credit risk and liquidity risk.

The Company finances its operations through equity, borrowings and management of working capital with a view to maintain an appropriate mix between various sources of finance to minimize risk. The Company follows an effective cash management and planning policy and maintains flexibility in funding by keeping committed credit lines available. Market risks are managed by the Company through the adoption of appropriate policies to cover currency risks and interest rate risks.

The Company has managed its currency risks by forward currency contracts.

There have been no changes in the risk management policies during the period since June 30, 2024 except those specifically mentioned. Consequently these condensed interim financial statements do not include all the financial risk management information and disclosures required in the annual financial statements.

13.2 Fair value measurements of financial instruments

Fair value is defined as the price that would be received to sell an asset or paid to settle a liability in an orderly transaction between market participants at the measurement date. To provide an indication about the reliability of the inputs used in determining fair value, the Company classifies its financial instruments into the three levels prescribed under the IFRSs.

Level 1: The fair value of financial instruments traded in active markets (such as publicly traded equity securities) is based on quoted (unadjusted) market prices at the end of the reporting period. The quoted market price used for financial assets held by the Company is the current bid price. These instruments are included in Level 1.

Level 2: The fair value of financial instruments that are not traded in an active market (for example over-the counter derivatives) is determined using valuation techniques which maximize the use of observable market data and rely as little as possible on entity specific estimates. If all significant inputs required to determine fair value of an instrument are observable, the instrument is included in Level 2.

Level 3: If one or more of the significant inputs is not based on observable market data, the instrument is included in level 3. This is the case for unlisted equity instruments.

There are no significant financial assets and liabilities measured and recognized at fair value at December 31, 2024.

During the period, there were no significant changes in the business or economic circumstances that affect the fair value of the Company's financial assets and financial liabilities.

14. GENERAL

14.1 Corresponding figures

In order to comply with the requirements of IAS 34, the condensed interim statement of financial position has been compared with the balances of annual audited financial statements of immediately preceding financial year, whereas, the condensed interim statement of profit or loss, the condensed interim statement of comprehensive income, the condensed interim statement of changes in equity and the condensed interim statement of cash flows have been compared with the balances of comparable periods of immediately preceding financial year.

14.2 Rounding

Figures have been rounded off to the nearest rupees.

15. DATE OF AUTHORIZATION FOR ISSUE

These condensed interim financial statements were authorized for issue on **February 26, 2025** by the Board of Directors of the Company.



CHIEF EXECUTIVE OFFICER



DIRECTOR



CHIEF FINANCIAL OFFICER