



DATA AGRO LIMITED

Corporate Briefing Session  
2024-2025

27-11-2025

# INDEX



- Company In Brief
- Company Background
- Financial Performance
- Operating and Financial Data of 6 Years
- Questions & Answers

# COMPANY IN BRIEF

## DATA AGRO LIMITED



- Name of Company = Data Agro Limited
- Date of Establishment = November 10, 1992
- Office Address = Suite 5, The Polo Residence Opposite  
Allma Iqbal International Airport Adjacent  
Sector-A, Phase-8, DHA, Lahore.
- Telephone = (92-42) 35755165, 35757165
- Site Address = 8-Km. Kabirwala Road, Khanewal
- Sale Centers = All over the Country
- Business = Manufacturing & Processing of Seeds
- Line of Business = Agri Seed

# COMPANY BACKGROUND



The Company was incorporated on November 10, 1992 as a Private Limited Company. The Company was converted into Public Limited Company on March 06, 1994 and its listed on Pakistan Stock Exchange Limited. The Principal object of the Company is to carry on the business of produce agri seeds and processing of all kind of agri seeds.

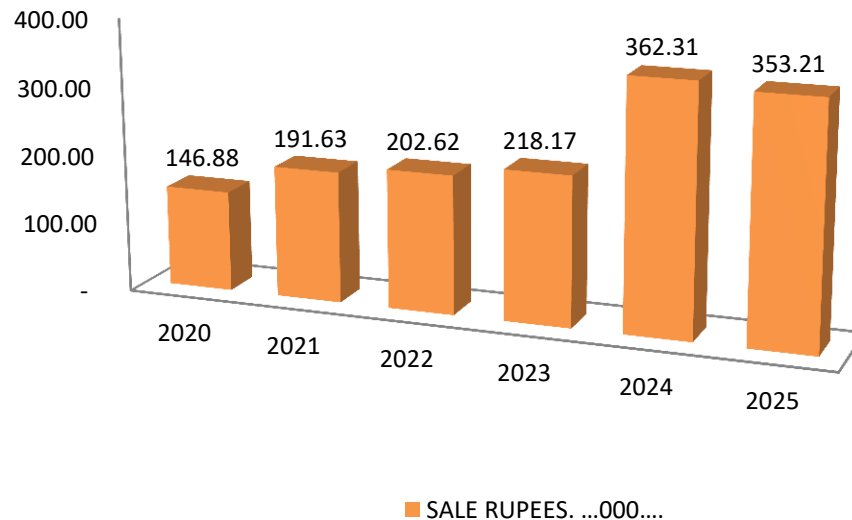
## Research and Development

It all started with a question: How could we make better seed to feed more people? That's how Data Agro began its R&D Program back in 2000.

Since then we have created tons of thousands of hybrid combinations. This has allowed us to get very good at what we do.

We look at crop improvement fundamentals such as: introduction, Selection and Hybridization. Our hybrid corn seed is known throughout the region as a high purity and excellent yield potential seed.

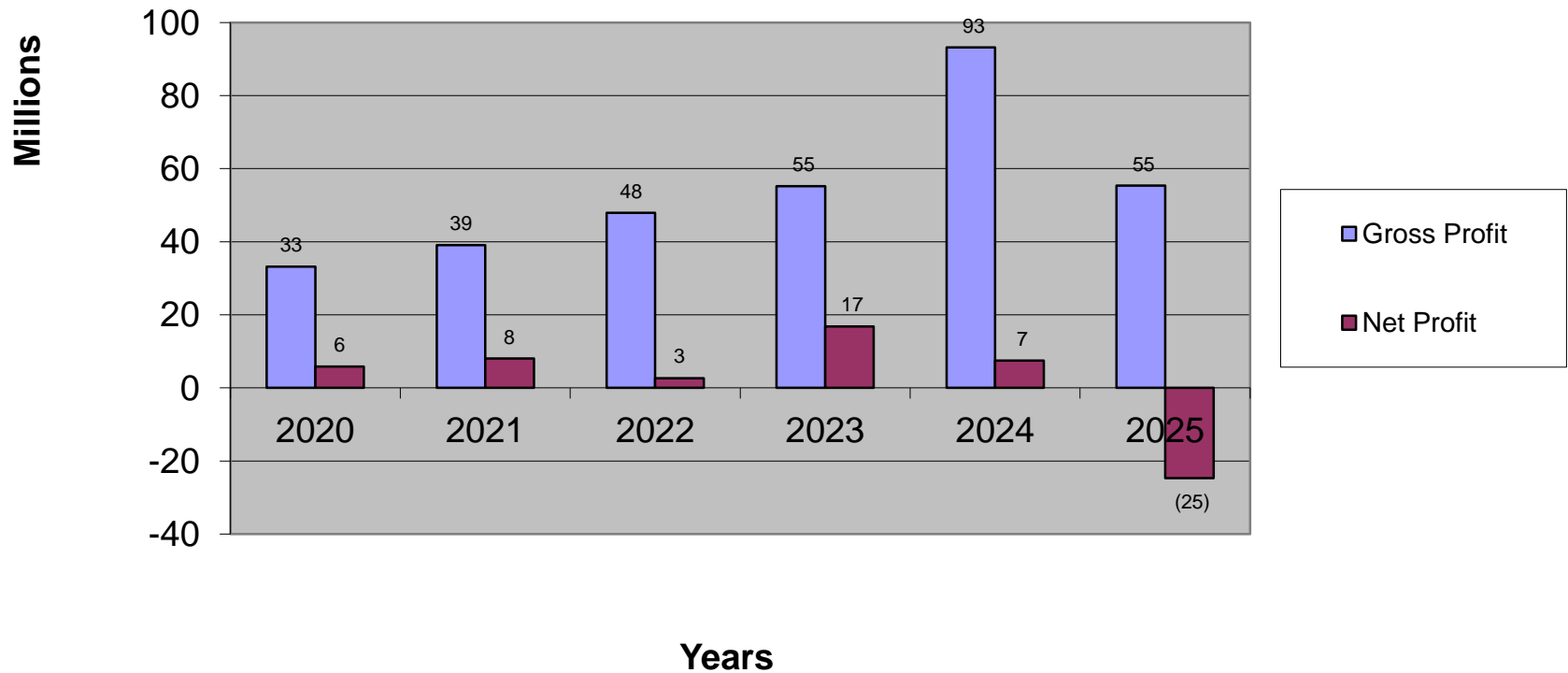
# Financial Performance - Turnover



# Gross Profit Vs. Net Profit



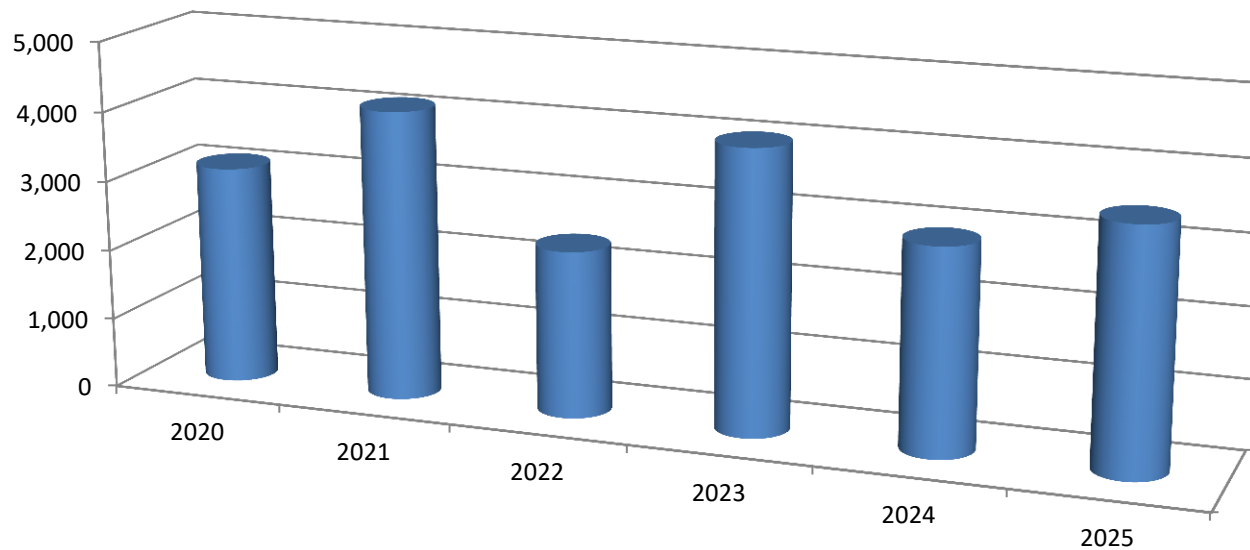
**Gross Profit vs Net Profit**



# PRODUCTION



**PRODUCTION 3,125 4,138 2,379 4,032 2,922 3,442**



# Historical Data of 6-Years



## PROFIT OR LOSS ACCOUNT

	2025 Rupees	2024 Rupees	2023 Rupees	2022 Rupees	2021 Rupees	2020 Rupees
Turnover	353,206,980	362,311,518	218,170,894	202,622,430	191,625,140	146,878,482
Cost of sales	297,877,929	269,133,546	163,007,081	154,743,159	152,557,821	113,685,088
<b>Gross profit</b>	<b>55,329,051</b>	<b>93,177,972</b>	<b>55,163,813</b>	<b>47,879,271</b>	<b>39,067,319</b>	<b>33,193,394</b>
<b>Operating Expenses</b>						
Administrative expenses	30,304,069	26,699,860	22,957,341	20,227,723	18,925,997	18,245,577
Selling & distribution expenses	14,597,370	14,232,190	10,164,064	8,454,387	7,007,235	6,304,739
	<b>44,901,439</b>	<b>40,932,049</b>	<b>33,121,404</b>	<b>28,682,110</b>	<b>25,933,232</b>	<b>24,550,316</b>
<b>Operating profit</b>	<b>10,427,612</b>	<b>52,245,923</b>	<b>22,042,409</b>	<b>19,197,161</b>	<b>13,134,087</b>	<b>8,643,078</b>
Finance cost	41,446,991	47,464,493	6,032,852	1,447,560	1,150,734	1,136,379
Other income	2,093,302	1,714,965	228,411	831,886	290,985	941,214
<b>Profit/(loss) before taxation</b>	<b>(28,926,078)</b>	<b>6,496,394</b>	<b>16,237,968</b>	<b>18,581,487</b>	<b>12,274,338</b>	<b>8,447,913</b>
Taxation	4,231,081	(991,212)	(582,372)	15,904,285	4,231,074	2,609,551
<b>Profit/(loss) after tax</b>	<b>(24,694,997)</b>	<b>7,487,606</b>	<b>16,820,339</b>	<b>2,677,202</b>	<b>8,043,264</b>	<b>5,838,362</b>





# Questions & Answers